



**MOWGLIS**  
SCHOOL OF THE OPEN  
ESTABLISHED 1903

# PARENT HANDBOOK

## 2023



**PHYSICAL ADDRESS:**  
4 Mowglis Drive, Hebron, NH 03241

**MAILING ADDRESS:**  
PO Box 9, Hebron, NH 03241

(603) 744-8095  
[info@mowglis.org](mailto:info@mowglis.org)



**MOWGLIS**  
SCHOOL OF THE OPEN  
ESTABLISHED 1903

## TABLE OF CONTENTS

Letter from Director Nick Robbins .....	1
Letter from Mowglis mom, Chiaki Nishino .....	2
2023 Summer Calendar .....	3
Preparing for Camp:	
Packing List .....	4-6
Essentials for Camp .....	7-10
What Not to Bring to Camp.....	10
During the Summer:	
Camper Drop-Off and Pick-Up .....	11
Keeping In Touch.....	12
If your Camper is Missing Home.....	13
Care Packages and Food .....	13
Pokémon and Magic Cards .....	14
Camp Store.....	14
Knife Policy .....	14
Boys' Daily Schedule & Industries .....	15
Mowglis Traditions:	
Important Traditions .....	18
Honor Squads.....	18
Crew Races.....	19
Departure Weekend .....	19
Mowglis Lingo.....	20-22



Dear Mowglis Parents and Guardians,

We are so happy that your son will be joining us this summer; he is going to have a blast!

We have a fantastic team of counselors hired, and we're counting down the days until opening day on June 24th!

To help ensure that this is your son's best summer yet, please review the handbook and feel free to ask any questions—no question is too small!

All information about summer arrival and departure plans and information on the Parent Visiting Weekend and Crew Weekend will be posted on the Parent Information page of our website.

Please visit [www.Mowglis.org](http://www.Mowglis.org), go to "Current Families," and select "Information for Parents" on the dropdown menu to get to that page.

Thanks for choosing Camp Mowglis for your son... We look forward to welcoming him to camp for the 2023 Season!

*Nick Robbins*

Nick Robbins, Director  
[nickrobbins@mowglis.org](mailto:nickrobbins@mowglis.org)  
(603) 744-8095

## OUR MISSION

The mission of Camp Mowglis is to develop integrity, empathy, resilience, and leadership in young men through the time-tested and fun outdoor experiential program and community we call The School of The Open.



***Please always feel free to call  
or email us with any questions***



**(603) 744-8095**



**[info@mowglis.org](mailto:info@mowglis.org)**

Hello, everyone!

My name is Chiaki Nishino and I'm a Mowglis mom of two boys—one who spent eight years at Mowglis, with his last year as a Yearling and as a junior counselor, and one headed into his seventh year as a Denite.

While the letters that our boy sends us have gotten shorter and shorter each year that he is at camp, we know that he is just too focused and busy with life at camp. We can tell from his letters and, of course, the pictures that are posted, how delighted he is to be there.


As a parent, I know I was both happy and relieved to see my son and the rest of the boys run around, climb, swim in open air and water, and interact with each other as they should—and to see their smiles as they try new things and grow as independent boys over the summer at Mowglis.

It's hard to believe that I was once a reluctant mom that first year when my husband, and most importantly, my older son decided that he really wanted to go to Mowglis. This was despite my husband, who was a Mowglis camper in his youth, started to talk about Mowglis and his love of this place way before we had kids! I know I had hesitations about sending my young son away to a sleepaway camp in New Hampshire as a mom who had never experienced this before. But I have to fully admit that the sheer joy and enthusiasm with which my boys have come back home at the end of each summer is hard to replace. I can also now say, a few years removed from my older son aging out of camp and now a college freshman, that Mowglis has had such a significant impact and influence on him in so many ways that show up regularly.

Hopefully we will have a chance to meet over the summer! Please feel free to contact me at [chiaki@nishino.us](mailto:chiaki@nishino.us), if you'd like to touch base and talk about camp. I look forward to having the boys enjoy camp this summer together!

—Chiaki Nishino





## 2023 CAMP SEASON CALENDAR

<b>Camp Opens .....</b>	<b>Saturday, June 24</b>
<b>Parents' Weekend .....</b>	<b>July 22-23</b>
<b>Four-Week Campers Depart .....</b>	<b>Saturday, July 22</b>
<b>Three-Week Cub Session Starts .....</b>	<b>Sunday, July 23</b>
<b>Crew Weekend .....</b>	<b>August 4-5</b>
<b>Mrs Holt's Day (Last day of Mowglis 2023) .....</b>	<b>Sunday, August 13</b>



# CAMPER PACKING LIST

## UNIFORM:

Please purchase all uniform items online from our camp outfitter *Everything Summer Camp* by going to [www.everythingsummercamp.com](http://www.everythingsummercamp.com), entering Mowglis, and click "find your camp." Please label all of your son's belongings... everything! :-). You can also purchase pre-printed labels when you order the uniform from Everything Summer Camp.

### Boys need to arrive at camp in their uniform.

*(Please see the website for the Yearling Packing List)*



Mowglis



**SHOP NOW »**

### Uniform items include:

- ☐ 1 Gray Mowglis Polo Shirt
- ☐ 2 T-Shirts with Mowglis logo
- ☐ 1 Mowglis Short-Sleeve Hiking Shirt (synthetic fabric)
- ☐ 1 Mowglis Long-Sleeve Hiking Shirt (synthetic fabric)
- ☐ 1 Pair Gray Dress Shorts
- ☐ 3 Pairs Blue Daily Shorts
- ☐ 1 Pair Mowglis Hiking Pants
- ☐ 1 Gray Fleece
- ☐ 1 Pair Mowglis Sweatpants
- ☐ 1 Gray D-Ring Belt
- ☐ 1 Gray Wool Hat
- ☐ 1 Pair Blue Dress Socks

## CLOTHING:

- ☐ 10 gray color t-shirts, free of logos or designs\*
- ☐ 10 pairs of underwear\*
- ☐ 10 pairs gray or white athletic socks\*
- ☐ 4 pairs hiking socks, wool or synthetic recommended
- ☐ 1 pair synthetic long underwear, pants & shirt
- ☐ 2 pair pajamas
- ☐ 1 bathrobe
- ☐ 2 swimsuits
- ☐ 1 pair of rain jacket and pants
- ☐ 1 rain poncho (optional)
- ☐ 2 pairs of sneakers
- ☐ 1 pair of hiking boots
- ☐ 1 pair of flip-flops or sandals

*\* Please note that Cubs need to bring 7 of these items.*

## LINENS:

- ☐ 3 blankets, wool or fleece recommended, solid colors only
- ☐ 4 single flat sheets, non-fitted, or non-elastic
- ☐ 2 pillowcases
- ☐ 1 pillow
- ☐ 3 bath towels
- ☐ 1 beach towel
- ☐ 1 smaller duffel bag for packing overnight trips (boys 12 and under)  
*This bag is meant to be carried to base camp for overnight use on three-day trips.*



## GEAR:

- ☐ 1 synthetic sleeping bag with stuff sack
- ☐ 1 foam sleeping pad for camping, such as Therm-a-Rest
- ☐ 1 mountain biking helmet (campers 10 and up)
- ☐ 2 (or more) one-liter water bottles  
(VERY IMPORTANT: *please be sure to identify your child's water bottles clearly.*)
- ☐ 1 bowl and spoon or spork for overnight trips
- ☐ 1 flashlight, with extra batteries
- ☐ 1 backpack for overnight trips for boys 12 and older  
*This needs to be a sturdy overnight pack designed to be worn for several days in a row. A good size is between 4000 and 5000 cubic inches.*
- ☐ 1 daypack (school size) for carrying lunch/water bottles for day trips



## PERSONAL ITEMS:

- |  |  |
|--|--|
| <input type="checkbox"/> Toiletries, including toothbrush, soap, shampoo | <input type="checkbox"/> Personal medications ( <i>these will be turned over to the nurse upon arrival</i> ) |
| <input type="checkbox"/> Stationery, pens, pencils                       | <input type="checkbox"/> Playing cards   |
| <input type="checkbox"/> Insect repellent: 2-3 bottles for 7 weeks       | <input type="checkbox"/> Glasses keeper (croakie)  |
| <input type="checkbox"/> Sunscreen: 2-3 bottles for 7 weeks              |  |

## FOR DENITES ONLY (14 & 15 year-old campers):

- ☐ 1 Dress jacket, dress shirt, tie, dress shoes and pants for Graduates Dinner

## OPTIONAL ITEMS:

- |   |   |
|---|---|
| <input type="checkbox"/> Baseball Glove | <input type="checkbox"/> Ping Pong Paddle |
| <input type="checkbox"/> Tennis Racquet | <input type="checkbox"/> Reading Material |
|   | <input type="checkbox"/> Lacrosse Stick   |

## ESSENTIALS FOR CAMP

Please remember to use the official packing list on pages 5–6 when making final preparations, as it includes additional items (e.g. bug spray, sunscreen, pillow, etc.).

### SOCKS

While you have the option of sending either gray or white socks with your son, give some thought to purchasing gray for all 10 pairs.

### HIKING SOCKS

Hiking socks are one of the most important items you will send to camp with your son. Good socks will make all the difference on the trail. You are looking for socks with lots of fuzzy insulation/padding on the inside. Often with modern socks, you will see only the thicker fuzziness on the toe and heel. Blisters may form wherever there are gaps in the fuzz. Liner socks often made of polypropylene help prevent friction inside the boot. They hold your foot tight and will rub on the fuzz of the thicker hiking sock. By changing your liner socks every day, you can re-wear the same pair of hiking socks for multiple days. We recommend SmartWool or Darn Tough brand hiking socks.



### HIKING BOOTS

Just as important as hiking socks are good fitting hiking boots. You don't need the most expensive boots, just make sure that they fit well! That means, try them on with the thicker hiking socks and make sure they have a little bit of room in the toe so that they don't grow out of them in 7 weeks, but not so large that the heel will slip. Don't forget to have your son "break-in" the boots before camp. Blisters from brand new boots are a bummer! Gore-Tex or leather boots are preferred. Stay away from trail running shoes, which do not provide ankle support – something that is critical on a backpacking trip.

### POLYPROPYLENE THERMAL SHIRT

Polypropylene is a synthetic fabric and polypropylene thermal shirts are an essential component to staying warm in the mountains. The fabric will "wick" moisture away from the skin and into outer layers of clothing where it will evaporate. A common brand is Duofold. Boys in Akela and Den should come to camp with at least one long-sleeved thermal shirt for hiking (in addition to the uniform hiking shirt).

## WATER BOTTLES

Keeping hydrated during their long hikes is important, so every camper needs two 2-quart or liter-sized water bottles. Basic plastic bottles are fine for this purpose (Nalgene and Sigg are common brands). Some campers bring the “Camel-back” systems for use during their longer hikes, but keep in mind that these systems require more effort to keep clean than a standard water bottle, and are not easy to carry around camp. If you decide to purchase a hydration system, consider sending a cleaning kit with extra cleaning tablets to enable your son to keep it clean.

It is essential all bottles are well labeled and clearly identifiable (SHARPIE MARKER WILL NOT ADHERE TO MOST BOTTLES, PLEASE USE A PAINT MARKER). Mowglis will provide water bottles to boys before trips who need them from the camp store.

## BACKPACKS

A small “daypack” is required to carry water bottles and lunch on day hikes. A backpack similar to what your son uses for school will work well, just keep in mind it may come back looking a little “scruffy” for school use. Many campers use the same “camp” backpack for several years. For the older boys (12 and up), a sturdy overnight pack is essential. These boys hike for several days in succession and carry their sleeping bags and other provisions within their pack. The camp recommends a pack with a capacity of 4,000 to 5,000 cubic inches. Possible brands to consider include: Kelty, Mountainsmith, Lowe, Gregory, DanaDesigns, NorthFace, and Eureka. Internal frame packs are generally better because they are adjustable and grow with you. They also provide a more secure way to pack your gear and keep it dry.

## RAIN JACKETS/RAIN PONCHO

It is absolutely essential for all campers to have adequate rain gear, as they will be spending a large percentage of their time at camp outside, rain or shine. This includes a durable raincoat with a hood and rain pants. Ponchos can be added to the mix, but do not suffice as adequate rain gear. Our camp outfitter, Everything Summer Camp, sells decent, affordable rain gear. Rain jackets are more comfortable to hike in, but generally, if the weather is warm enough, the boys just hike in the rain wearing a Polypropylene shirt. This allows them to save the rain jacket to wear at the campsite, keeping their clothing dry throughout the evening. Ponchos are great too, but make sure they are correctly sized for smaller boys.



## **SLEEPING BAGS**

Sleeping bags need to be compact and lightweight, and able to compress into a stuff sack so it can fit into a backpack. Any three-season synthetic or synthetic down sleeping bag will be appropriate. A bag rated for 20 degrees Fahrenheit will be warm and durable enough to last several years. Please note that we will not be able to lend campers sleeping bags this year.

## **GREAT WEBSITES**

- [GearX.com](http://GearX.com)
- [Campmor.com](http://Campmor.com)
- [Sierratradingpost.com](http://Sierratradingpost.com)
- [Backcountry.com](http://Backcountry.com)
- [LLBean.com](http://LLBean.com)

Especially if ordering boots, try them on in a store to determine your size, then look online for the best deal. If you have questions or just want to chat about trip gear don't hesitate to call the camp.

## **SLEEPING PADS**

On campers' overnight trips, the use of a foam sleeping pad will help provide a little bit of comfort and added warmth being insulated from the ground.

## **BLANKETS**

The temperature can drop into the 40's on some summer nights, so warm blankets are very important. Wool or fleece works best and they must be solid colors.

## **READING MATERIAL**

Mowglis is fortunate to have two wonderful libraries, with a wide variety of books for boys of all ages. The boys have time each day where they can relax and read. If your son is an avid reader, or if his school requires specific summer reading materials, he may want to bring some of his own books.



## WRITING MATERIALS


Don't forget to send your son with basic writing materials: paper, envelopes, pens/pencils and STAMPS! You don't need fancy stationery; the boys will likely prefer just basic lined writing pads (4" x 6" works well). Some families find it helpful to print labels for their sons (especially the younger boys) or include self-addressed envelopes for home and any additional family and friends, especially grandparents.

## OPTIONAL SPORTS EQUIPMENT

Don't feel compelled to send your son to camp with all of the listed optional items. If your son already has a baseball glove and enjoys throwing the ball around with his friends, then send it to camp with him. The same goes for a tennis racquet, ping pong paddle or lacrosse stick. Don't feel compelled to buy all of these and send with him to camp. He can always borrow a lacrosse stick from a fellow camper to see if he likes it. A couple of popular items not specifically mentioned on the packing list are swim goggles and snorkel masks. Many campers find these to be helpful when swimming in Newfound Lake.

## MUSICAL INSTRUMENTS

If your son plays an instrument at school, feel free to send him to camp with it along with some of his favorite sheet music. There are many opportunities to practice and perform for fellow campers if your son is interested. There is a brass choir that performs during Sunday chapel services, providing another fun way to weave music into a camper's routine. The boys store their instruments in the camp office for safekeeping.



## WHAT NOT TO BRING TO CAMP

Camp is a great opportunity to temporarily unplug from technology. Therefore, we ask your son not to bring any electronic devices to camp with him. If your son is flying to camp on his own, he can definitely travel with his phone and check it in when he arrives at camp, along with his other valuables like money, passports, airline tickets, etc.

In addition, campers should not bring pocket knives or food. All medication must be checked in with the nurse upon arrival.



## CAMP DROP-OFF AND PICK-UP

### TRAVELING TO CAMP

Camp opens on Saturday, June 24. Check-in times are staggered by dorm this year, and it is extremely important for you to arrive at your designated time. The drop off times will be posted on the Information for Parents page on [www.Mowglis.org](http://www.Mowglis.org) and also emailed to you. Please be sure to complete the online travel form, even if you are driving your child to camp.



### FLYING TO CAMP PACKAGE

If your son is traveling to Mowglis via airplane, you will have the option to purchase the “flying to camp package” which will provide him with all the backpacking/camping equipment (backpack, sleeping bag, technical equipment, eating utensils), bedding (pillows, sheets, and blankets), and transportation he will need to make to camp, have a great time, and head home safely.



### INTERNATIONAL CAMPERS

If your son is traveling to camp from abroad, it is OK for him to come with his phone or tablet. When he arrives at camp, we check in any money or credit cards, electronics, and passports, to be stored in our safe during his stay. We will re-charge his phone for his trip home.



### WHAT TO EXPECT AT DROP-OFF

Drop-off is a quick immersion into camp life. Please visit our Parent Information page for detailed information on drop-off times and logistics. Our drop-off station will be set up at the Jungle House, the brown and white house you’ll see when you arrive at camp, this will be where you and your son will meet our Nurse and welcoming team. From there, your son will go with his dorm counselor and fellow campers to get settled into the Dorm.

### SAYING GOODBYE

This summer’s drop-off plan is short and sweet and while we know saying “Have a great time, see you later... I LOVE YOU!” is tough, our reassurance to you is that your son will have the time of his life. Please, always feel free to call or email if you’re in need of an update. :)



# KEEPING IN COMMUNICATION WITH YOUR SON

## LETTERS FROM THE CAMPERS

All campers write a least one letter home a week, hopefully more! We ask them to turn in a letter to gain admittance to lunch on Sunday...nothing like a little motivation! To encourage additional communication from your son, please equip him with postcards that are good for jotting quick notes every few days. Don't forget to send plenty of stamps, envelopes, and writing paper. If he needs any additional supplies, rest assured, we've got that covered—just let him know to feel comfortable asking.

## COMMUNICATIONS FROM HOME

As you can imagine, the campers LOVE to get mail! Each camper has his own mailbox, where his mail is deposited each morning. For first time campers, it's nice to have frequent mail, so enlist additional relatives or friends to send mail as well. Letters don't have to be long, as most campers seem to enjoy the quantity of mail!

You can email your son by emailing [camper@mowglis.org](mailto:camper@mowglis.org) and putting his name in the subject line. We print and distribute all parent emails at 6:30 PM daily. Campers do not have computer access to reply to these messages. One of the most important experiences camp provides is for the boys to gain some independence. If they are getting and sending communications every day, they are less likely to benefit from the full effect of this experience.

When writing to your son, it's a good idea to keep your letters from home upbeat and "newsy" without making your son feel as though he is missing out on tons of fun. Try to avoid phrases like, "We miss you terribly, it is so lonely and we can hardly stand it here without you," but rather, "We know you are having a wonderful experience," or "You are so fortunate to be at camp."

## PICTURES

We post pictures of camp life on our Facebook Profile called "Nick Robbins (Mowglis Profile for Parents)". To see them, please become a friend of Camp Mowglis (<https://www.facebook.com/camp.mowglis>). This profile is for parents and close family members of Mowglis campers to view the current summer photos and stay engaged.

- The public Facebook page (<https://www.facebook.com/Mowglis>) is where we post general information about camp and the general public.

- While we do our best to take pictures of everybody and post them frequently, we cannot guarantee we will have pictures of your son posted. If you have questions about how he is doing, please call or email Director Nick Robbins for an update, he is always out and about with the campers and will be able to give you a detailed update.

In addition to posting photos on Facebook, we use the camp app called Companion, which is available for download on both the Apple app store and Google Play. The Companion login is the same as your Campintouch login. Please call or email the camp office if you have any questions regarding Companion.

*Don't miss photos of your camper!*



Download Companion today at [companionapp.com](http://companionapp.com)

## IF YOUR CAMPER IS MISSING HOME

It is quite normal for first-time campers to miss home. The Camp Director and staff are experienced in easing campers' concerns when they are missing home. Please feel free to call the camp to speak personally with the director regarding any concerns you may have regarding missing home.

## CARE PACKAGES AND FOOD

Please do not send packages with candy, snack food, or toys to your son. You can certainly send essentials such as toothpaste, additional books, socks, and letter-writing materials.

In a nutshell, the primary concern with care-packages is food and candy being sent. With all the various critters living in the woods (squirrels, raccoons, bears to name a few), not to mention the risk of campers with allergies coming into contact with allergens, we really cannot have the campers bringing food to their dorms.

In addition, a significant part of the Mowglis camper experience is that all campers have the same "stuff." The leveling of personal belongings and equipment is a unique and distinctive aspect of the Mowglis experience. So we ask that you limit the "stuff" you send to things like socks, sunscreen, and other basics. That said, please keep in mind that we do the campers laundry weekly, have plenty of free sunscreen and bug-spray available, give out flashlight batteries, toothbrushes and toothpaste free of charge, and supply each dorm with decks of playing cards and board games. We work hard to create an experience where you don't need to send anything but supportive and positive letters.

We are always happy to answer any questions, about packages or whatever, so please feel free to call or email if you'd like guidance on whether it is okay to send something.



## POKEMON AND MAGIC CARDS

Campers are welcome to bring playing cards to camp, and we strongly encourage books, but please do not bring Pokemon cards or Magic cards to camp, because they are valuable and they can get lost, wet, and dirty!

## CAMP STORE

Mowglis has a no-cash “store” where boys can get items that often need to be replaced at camp, such as batteries, toothpaste, pens, or pencils.

Cash in general is not needed, nor do we want the boys to have it at camp. There is nothing for them to buy at camp. The only times boys need to arrive with cash is if they arrived on an airplane. The only Mowglis trip where boys would potentially need cash to get a t-shirt or souvenir is on one of the Honor Squad trips. If your son arrives at camp with cash, it is to be given to the Director to be kept in the camp safe until those trips depart camp. A camper should never keep cash in their dorm!

## KNIFE POLICY

It has long been the tradition at Mowglis that campers are allowed to use and carry small pocket knives once they have reached a certain age and have been trained on their safe use. We continue this tradition as pocket knives are useful on camping trips and carving walking sticks for hiking is a cherished activity for our campers.

We do ask that no knives be brought from home. After instruction at camp and passing the ‘knife test’ campers in the age-group called Akela (12+) and up will be given Mowglis Knives for them to keep, free of charge. These small folding knives will be appropriately sized for the boys and we will label them.

Having a pocket knife is a serious responsibility and being allowed to have one at camp is a privilege that campers must take very seriously. Any horseplay or inappropriate behavior with a pocket knife will result in it being confiscated.

## BOYS' SUMMER SCHEDULE & INDUSTRIES

### TRIP DAYS

Mowglis offers a structured routine into which the campers quickly integrate. Weekdays are similar in routine with the exception of "Trip Days." Some trips are day hikes, while others are overnight campouts. Some of the campers swear you can predict rain will more frequently occur on Trip Days than any other day of the week, but that has not been scientifically confirmed! What has been confirmed is the boys have many fond memories of their Trip Days, whether occurring in sunny or rainy conditions.

### INDUSTRIES (INSTRUCTIONAL ACTIVITIES)

Industries are a very important part of the Mowglis schedule and tradition. There are 18 different industries in which the boys can participate. Each industry has a structured set of accomplishments the campers work towards completing. Final achievement of an industry's required accomplishments earns the camper a ribbon. Industry ribbons count towards entry into the coveted "Inner Circle" which will be described in more detail later.

Each camper participates in two industries every day. Over the course of the summer there are three sessions, so the campers can choose new industries or stick with the same industries to complete requirements towards earning a ribbon. The industries are geared to a variety of interests and skills and include the following:

Archery	Crew	Riflery
Arts & Crafts	Drama	Rock Climbing
Axemanship*	Fencing	Row Boating
Blacksmithing	Hiking	Sailing
Bugling	Mountain Biking	Swimming
Camping	Nature	Tennis
Canoeing	Photography	Woodworking

*\*Only for those in Akela, Panther, and Den*



# IMPORTANT TRADITIONS

## BUGLE CALLS

A camp bugler signals all campers throughout the day on key activities such as lining up in front of Gray Brothers Hall, washing up for dinner, beginning & ending of Industries, lights out, etc.

## MOWGLIS SONGS

Your son will quickly learn that there is a Mowglis song for almost every occasion. During Parents' Weekend activities, you will become familiar with many of the Mowglis songs, and will likely hear your son singing or whistling Mowglis songs for months to come! Mowglis songbooks are passed around during camp events so that everyone can join in.

## INNER CIRCLE

Campers who have earned "Inner Circle" status, by earning at least four ribbons, occupy the ring of campfire chairs closest to the fire. Once inducted into the Inner Circle, a member retains the status and privilege of occupying one of those seats for life. The induction ceremony for new Inner Circle members occurs the final Friday night of camp.

## HONOR SQUADS

Older boys are chosen for the Gopher Squad (one night) and the Mt. Washington Squad (three nights) by their counselors based on good behavior, excellence on trips, and other positive attributes.

## PARENT & FAMILY VISITING WEEKENDS

Parent Visiting Weekend is scheduled for the weekend of July 22 & 23 (the fourth weekend). Parents of seven-week campers are welcome to pick up their son from noon to 1:00 PM on Saturday and take him out for the day. You can even plan to keep him out of camp overnight, but please be sure that he is back for Duties by 8:45 AM on Sunday Morning. It is imperative that you let us know that you are coming to pick him up ahead of time so we can make sure he is ready. Thank you! :)



## CREW RACES

Beginning in the fourth week of camp, the boys will begin training for the annual Crew Races. It is an exciting time as the boys train within their respective Blue or Red teams to earn a position on the Racing Crew, Second Form or First Form teams. Competitive spirits run high in the several days leading up to the races with milestone events such as the Crew Bonfire, which is held the night before the big race, and the Blue & Red Parade, where the teams march to the lakefront to kick off the event.

Parents and family members are welcome to join in the fun starting with the Bonfire on Friday evening, as well as the Crew Races on Saturday afternoon, followed by a big BBQ and Evening Program. We post the schedule on the “Information for Parents” page on [www.Mowglis.org](http://www.Mowglis.org) and will email the schedule to you as well..

Boys who have a prior Mowglis affiliation (father, uncle, grandfather, brother or cousin) will be automatically be assigned to the same crew color. The crew coach, with an effort to keep the teams evenly matched, will place new boys. If your son is new to Mowglis, please be sure to ask him if he is on the RED or BLUE Crew so that you can come dressed to support your family’s Crew! We will also send out the Crew Rosters once they have been finalized in early August.

## DEPARTURE WEEKEND

Many special annual traditions occur on the final weekend at Mowglis. Parents are welcome to come to camp for the “Mrs. Holt’s Day” Graduation/Ribbons & Awards closing ceremony..

Friday evening begins with the induction of new Inner Circle members. Saturday’s highlights include several activities such as the tennis & archery finals and open waterfront. On Saturday evening is the candlelight chapel service, launch of the candle boats on Newfound Lake and reading of the official summer report.

The Mrs. Holt’s Day ceremony is when we distribute the Ribbons the campers have earned as well as other awards. The morning concludes with the Graduation Ceremony of the summer’s Den’ites and awarding of their Graduate Medals. It is a wonderful closing ceremony that leaves everyone with a great appreciation of just how much is accomplished by their sons at Mowglis.

Like the Arrival Plan, details on Departure will be shared via email and also posted on our website. Should you have any questions, please feel free to contact us. Thanks!



# MOWGLIS LINGO

To get you up to speed, here are a few Mowglis phrases you are likely to see sprinkled throughout your son's letters home this summer:

**Baloo Cove** - A beautiful beach and swimming area used by the Cubs.

**Clean Up** - A period of time every day in which dorms are swept, beds are made, bureaus are tidied. A quarter will bounce nicely on a properly made Mowglis bed, and everything has its place in a properly organized Mowglis bureau.

**Clubs** - Clubs are different activity periods that are held on Sunday mornings. The specific activities will vary, but many include running, reading, soccer, or weightlifting.

**Council Rock** - The large rock overlooking the campfire circle on which the Director sits.

**Duties** - A set of chores performed by campers every day to keep the camp functioning at its best; duty assignments rotate frequently and are posted on the Duty Board. Since some duties are quite a bit better than others, cries of despair or relief are often heard in front of the Duty Board.

**Graduation Requirements** - Campers work towards graduation requirements over their summers at camp. Things like hiking Mt. Cardigan, going trail clearing, earning the canoe safety and getting your sharpshooter at the rifle range are things boys can check off before their Den Year. Other requirements include earning your camping ribbon, another ribbon and in the Den year completing a Den Project, a service project around camp.

**Graduate's Dinner** - Throughout a boy's time at Camp they will complete a series of "Graduation Requirements" to ensure a well rounded camp experience. There is real work and effort that goes into becoming a Mowglis Graduate. In the final days of camp a formal dinner is held in the dining hall to recognize the Graduates achievements throughout their time as campers, and to begin looking towards the future becoming Yearlings and Staff Members. The Dinner is attended only by alumni and staff Graduates, and current staff members who have worked at Mowglis for more than three years.

**Graduate's Medal** - A sterling silver medal engraved with a boy's name and camper years awarded to each member of the Den who successfully completes the requirements for graduation. Medals are presented to the boys on Mrs. Holt's Day closing ceremonies.

**Gray Brothers Hall** - The large hall containing the camp auditorium, store, library and office; the focal point of camp life on rainy days.

**Heights and Weights** - A period of time on Sundays when each dorm is called to see the Nurse to be weighed and measured.



**Inspection** - A period of time immediately following Clean Up in which the housekeeping efforts of campers are scrutinized; no dust bunny, contraband or unfolded clothing escapes the Inspectors.

**Inspection Points** - A much sought after accolade awarded to whichever dorm is judged to be tidiest during that day's inspection; any dorm industrious enough to earn 10 inspection points is rewarded with a treat.

**Junior Staff (JS)** - Counselors in training, age 15-17, who are generally former Mowglis campers.

**The Lodge** - The camp infirmary, where sick campers go to recuperate and receive care from the camp Nurse.

**The Mines** - The bathroom

**Regular Mowglis Day** - A day in which the standard schedule of duties, industries and other regular activities applies.

**Relax** (*noun*) - A period immediately after lunch in which campers take to their beds for a nap or some quiet time, with no talking allowed!

**Reveille** - The loudest and most jarring of bugle calls, which signals the beginning of a new Mowglis day.

**Senior Staff** - Counselors of college age or older, responsible for the day-to-day supervision of campers and camp activities; a very diverse and talented group.

**Soak** (*noun*) - A period set aside for campers to enjoy a swim in the pristine waters of Newfound Lake.

**Table Boys** - Those campers who have drawn the duty of setting and cleaning their dorms' tables, and obtaining food from the kitchen during the course of the meal; unlike other duties, this one rotates daily.

**Taps** - The bugle call that signals the end of the Mowglis day.

**Tetherball** - While not strictly unique to Mowglis, a rather unusual sport in which two players face off on a round court and try to hit a small (tennis-sized) ball past their opponent that is tethered to the top of a high, centrally-located pole by a string. Victory is achieved by hitting the ball past your opponent so many times that the string wraps all the way around the pole. While the concept is simple the execution is not, and tetherball champions are much admired.

**The Trip Closet** - Where the tents and other camping equipment are stored; characterized by unusual, inspiring, disconcerting and often very musty memorabilia collected over the course of more than a century of summers spent on the trails of the White Mountains.



**Trip Day** - The day of the week (traditionally Thursday) in which the whole camp heads into the mountains to enjoy a variety of hikes or river trips, rain or shine.

**Waingunga Rock** - A very large, submerged rock located off of Cub Point, a rallying point for many waterfront activities; the halfway mark for swimmers hoping to earn their “Waingunga” swimming credential.

**Waingunga Swim** - Boys swimming a “Full Waingunga” swim from the docks out to Waingunga Rock and back to the docks. Swimming one direction is a “Half Waingunga”. Boys earning the White Ribbon must swim this distance twice, which is called a “Double Full Waingunga” in less than 30 minutes in order to earn their Ribbon. The distance is approximately 600 yards for a Full Waingunga.

**Watermaster** - The Senior Staff member responsible for organizing and supervising all activities at the waterfront; also an exalted position that has been held over the years by many legendary Mowglis Men.





*Unplugged and Authentic since 1903*

*See you this summer!*



## **IMPORTANT 2023 DATES**

June 24 ..... Arrival Day

July 22-23 ..... Parents' Weekend

July 22 ..... Four-Week  
Campers Depart

July 23 ..... Three-Week Cub  
Session Starts

August 4-5 ..... Crew Weekend

August 13 ..... Mrs Holt's Day  
(Last day of Mowglis 2023)

## **Questions?**

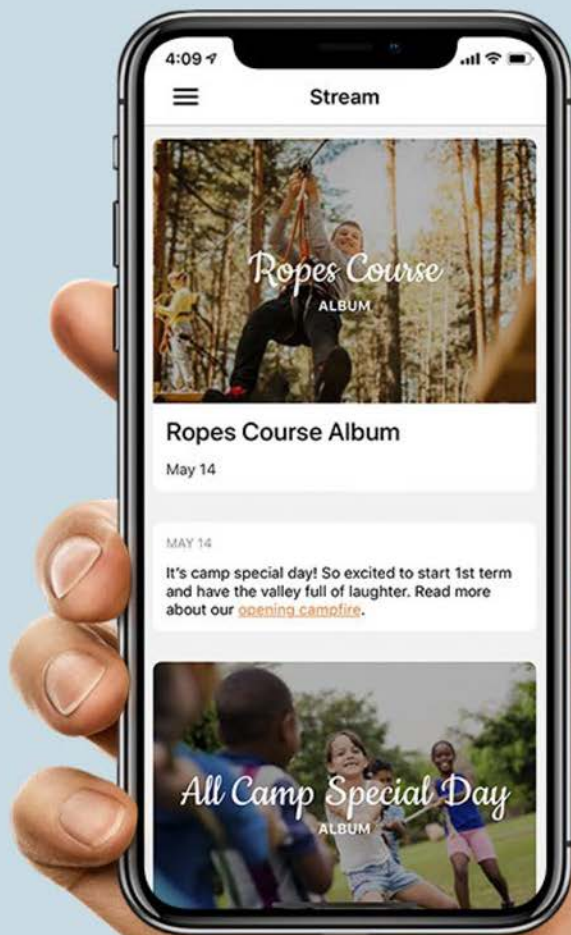
Call us at (603) 744-8095  
or email [info@mowglis.org](mailto:info@mowglis.org)



Download Campanion  
and connect with your  
campers like never before



[campanionapp.com](http://campanionapp.com)



## NOTES



**MOWGLIS**  
SCHOOL OF THE OPEN  
ESTABLISHED 1903

Physical Address: 4 Mowglis Drive

Mailing Address: PO Box 9

Hebron, NH 03241

(603) 744-8095 | [info@mowglis.org](mailto:info@mowglis.org)

[www.mowglis.org](http://www.mowglis.org)